



# Cervical Screening Test (CST)

## Collection guide

### Collection using a cervical sampler

For the majority of pre-menopausal women, it is advisable to use the cervical sampler (broom-like device) alone.

#### Lubricant

The chemical composition of some lubricants can interfere with cervical cytology and HPV testing. If lubrication of the speculum is required, please use warm water. If additional lubrication is necessary, use only a small amount of water-soluble lubricant, avoiding the tip of the speculum.



ThinPrep® vials must be stored at room temperature (15-25°C). Before use check the expiry date. **DO NOT USE** within 6 weeks of expiration date.



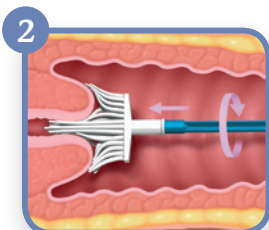
**Label** the ThinPrep® vial with the patient's given name, surname and date of birth.

**Record** patient details, test, reason for test and clinical history on the pathology request form.



**Vigorously rinse** the sampler immediately in the vial. The sampler should hit the base of the vial 5-10 times, splaying the bristles open.

**DO NOT LEAVE THE HEAD OF THE SAMPLER IN THE VIAL.**



**Visualise** the cervix and **obtain** an adequate sample from the cervix by rotating the cervical sampler 3-5 times in the cervical os.



**Tighten** the cap of the vial. Place the vial and the request form in a specimen bag for transportation to the laboratory.

# Cervical Screening Test (CST)

Collection guide

## Collection using cervical sampler plus endocervical brush

During pregnancy, do not use an endocervical brush or any implement designed to specifically sample the endocervical canal. Use the cervical sampler only (see over).

Indications for adding an endocervical brush include:

- Post-menopausal women with non-visible transformation zone
- Post-treatment (loop or cone biopsy) with non-visible transformation zone

### Lubricant

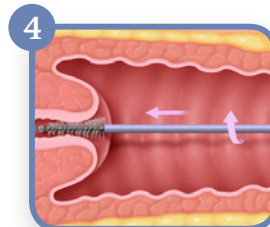
The chemical composition of some lubricants can interfere with cervical cytology and HPV testing. If lubrication of the speculum is required, please use warm water. If additional lubrication is necessary, use only a small amount of water-soluble lubricant, avoiding the tip of the speculum.



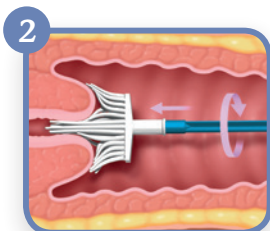
ThinPrep® vials must be stored at room temperature (15-25°C). Before use check the expiry date. DO NOT USE within 6 weeks of expiration date.



**1** **Label** the ThinPrep® vial with the patient's given name, surname and date of birth.  
**Record** patient details, test, reason for test and clinical history on the pathology request form.



**4** **Obtain** a sample from the endocervix by gently inserting the endocervical brush into the endocervical canal. Rotate the brush **1-2 times only**.



**2** **Obtain** an adequate sample from the ectocervix by rotating the cervical sampler 3-5 times in the os, keeping in close contact with the cervical surface.



**5** **Vigorously rinse** the endocervical brush in the same ThinPrep® vial, pushing it against the wall of the vial to release the material.

**DO NOT BREAK THE HEAD OF THE BRUSH INTO THE VIAL.**



**3** **Vigorously rinse** the sampler immediately in the vial. The sampler should hit the base of the vial 5-10 times, splaying the bristles open.  
**DO NOT LEAVE THE HEAD OF THE SAMPLER IN THE VIAL.**



**6** **Tighten** the cap of the vial. Place the vial and the request form in a specimen bag for transportation to the laboratory.

For further information, please contact your Business Development Manager on (03) 9287 7700.